



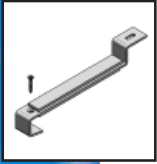

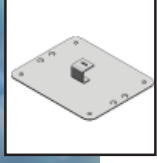







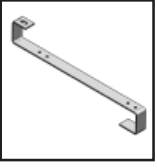


	SOLAR ROOF MOUNT TYPE	LOCHINVAR PART NUMBER	COLLECTOR TYPE		INSTALLATION TYPE		
			SL(H,V)	SCH	Parallel	Inclined	Freestanding
	<b>Double Hanger Bolt</b> Stainless steel attachment for universal heavy duty installations, on parallel and inclined roofs and freestanding installation on a sufficiently anchored base.	SRM20001	X	X	X	X	X
	<b>Single Hanger Bolt</b> Stainless steel attachment for universal installation on parallel and inclined roofs, and freestanding installation on sufficiently anchored base. For SL(V,H) collectors only.	SRM20002	X	—	X	X	X
	<b>Standard Roof Tile Rafter Anchor</b> Stainless steel attachment for parallel and inclined installations on various types of tiled roof. Standard installation for tile heights of up to 1.5".	SRM20003	X	X	X	X	—
	<b>Tall Roof Tile Rafter Anchor</b> Stainless steel attachment for parallel and inclined installations on various types of tiled roof. Standard installation for tile heights of up to 2".	SRM20004	X	X	X	X	—
	<b>Flat Tile Hook</b> Stainless steel attachment for parallel installation on plain tile, slate, and flat cement tiled roofs with pitches up to 30 degrees.	SRM20005	X	X	X	—	—
	<b>Joint Clamp</b> Stainless steel attachment for parallel and inclined installation on jointed tin, galvanized, or copper roofs. Additional securing cables (Lochinvar Part # SRM20012) are required for inclined installations.	SRM20006	X	X	X	X	—
	<b>Shingle Flange Plate</b> Galvanized steel attachment for parallel, inclined, and free standing installation on asphalt or elastomer roofs.	SRM20007	X	X	X	X	X

	SOLAR ROOF MOUNT TYPE	LOCHINVAR PART NUMBER	COLLECTOR TYPE		INSTALLATION TYPE		
			SL(H,V)	SCH	Parallel	Inclined	Freestanding
	<b>Raised Shingle Flange Plate</b>	SRM20008	X	X	–	X	X
	Galvanized steel attachment for inclined or freestanding installations on asphalt or elastomer roofs. Also recommended for flat roofs.						
	<b>Concrete Anchor with Adjustment</b>	SRM20009	X	X	–	X	X
	Galvanized steel attachment for inclined or freestanding installation with 2.75" height adjustment. For use in applications with no more than 5 degree inclination.						
	<b>Concrete Anchor</b>	SRM20010	X	X	–	X	X
	Galvanized steel attachment for inclined or freestanding installation with no height adjustment. For use in applications with no more than 5 degree inclination.						
	<b>Universal Cable Securing Kit</b>	SRM20012	X	X	–	X	–
	Stainless Steel cable set for securing collectors on jointed roofs. Kit includes cable, turnbuckle, hardware for attachment to collector frame, and joint clamp. For use with SRM 20006.						
	<b>Corrugated Metal Roof Attachment</b>	SRM20013	X	X	X	X	–
	Stainless steel attachment for parallel and inclined installation on profiled and corrugated roofs.						
	<b>Small Wave Roof Attachment</b>	SRM20014	X	X	X	X	–
	Galvanized steel attachment for parallel and inclined installation on corrugated roofs with 5 corrugations per meter.						
	<b>Large Wave Roof Attachment</b>	SRM20015	X	X	X	X	–
	Galvanized steel attachment for parallel and inclined installation on corrugated roofs with 8 corrugations per meter.						
	<b>Tile Roof Hook for Lt. Commercial</b>	SRM20016	X	–	X	–	–
	Stainless steel attachment for parallel installation on various types of tiled roofs with inclination greater than 30 degrees. For SL(V,H) collectors only.						



Lochinvar Corporation • 300 Maddox Simpson Pkwy • Lebanon, TN 37090 • 615-889-8900 / Fax: 615-547-1000

[www.Lochinvar.com](http://www.Lochinvar.com)